Reichhardt & Ebe
ENGINEERING INC

TRANSMITTAL SHEET

Date sent: Tuesday, May 24, 2016

Sent to: All Planholders

Deliver to: Project Estimator

Transmission sent from: Reichhardt & Ebe Engineering

CONFIRMATION OF RECEIPT OF ADDENDUM

PROJECT: WASHINGTON ST., VISTA DR. TO THIRD AVE. IMPROVEMENT PROJECT # ST2014-04

Please complete the following form and email back to Reichhardt & Ebe Engineering, Inc. at officeadmin@recivil.com as soon as possible.

Have you received Addendum No. 2 for the above-mentioned project?

☐ **YES, we received Addendum No. 2**

Signed: _____ **Dated:** _____

Company name (Please Print): _____

Reichhardt & Ebe
ENGINEERING INC

TRANSMITTAL SHEET

TO:	FROM:
ALL BIDDERS	Luis Ponce, P.E.
COMPANY:	**DATE:** May 24, 2016
ADDRESS:	**TOTAL NO. OF PAGES INCLUDING COVER:** 23

RE:
City of Ferndale
Addendum 2
WASHINGTON STREET, VISTA DR. TO THIRD AVE. IMPROVEMENT PROJECT # ST2014-04

NOTES/COMMENTS:

To the attention of all bidders for the above project:

Please find the enclosed Addendum for the above referenced project.

The enclosed ADDENDUM is to be considered as much a part of the Contract Documents as if it were included in the body of the plans and specifications, and will be incorporated in and made a part of the contract when awarded and when formally executed.

The Bidder shall acknowledge in writing, on the bid form, this addendum in order to have the bid considered.

Luis Ponce, P.E.

LUIS PONCE
STATE OF WASHINGTON
38378
REGISTERED
PROFESSIONAL ENGINEER
5/24/16

ADDENDUM NO. 2
To the Contract Provisions for
CITY OF FERNDALE, WASHINGTON

Washington St., Vista Dr. to Third Ave. Improvement Project
ST2014-04

ITEM 1

The Bid Proposal Form is replaced in its entirety with the attached **REVISED BID PROPOSAL FORM.** Only bids submitted on the **REVISED BID PROPOSAL FORM** will be considered responsive.

Bid Proposal Form, ITEM NO. 42, 'Cement Conc. Traffic Curb & Gutter', the quantity has been increased.

Bid Proposal Form, ITEM NO. 43, 'Cement Conc. Pedestrian Curb', the quantity has been increased.

Bid Proposal Form, ITEM NO. 47, 'Sidewalk Ramp Type Parallel A', the quantity has been increased.

Bid Proposal Form, ITEM NO. 47A, 'Sidewalk Ramp Type Parallel A (Modified)', has been added to the Bid Proposal Form.

Bid Proposal Form, ITEM NO. 49, 'Sidewalk Ramp Type Combination', has been changed to 'Sidewalk Ramp Type Perpendicular'.

Bid Proposal Form, ITEM NO. 88A, 'Service Connection 4 In. Diam.', has been changed to 'Service Connection 3 In. Diam.'.

ITEM 2

The following Plan Sheets are replaced. A summary of the changes are as follow:

- Plan Sheet 5. The demo areas at the intersection of Washington and 3rd were changed.
- Plan Sheet 8, 10, and 13. ADA ramps were added at the intersection of Washington and 3rd.
- Plan Sheet 9. Approximately STA 5+01 RT. 4" service changed to 3" service.
- Plan Sheet 12. ADA ramps were added at the intersection of Washington and 3rd and signs No. 8 and No. 9 were deleted.
- Plan Sheet 15. The Water Service Connection Detail is revised.

ITEM 3

The 4 In. Diam. Service Connection Detail issued under Addendum 1 is deleted and replaced with the attached 3 In. Diam. Service Connection Detail.

ITEM 4

The attached Sidewalk Ramp Type Parallel A (Modified) Detail is added to the Contract Documents.

( ) SECTION REFERENCE May 24, 2016

ITEM NO.	QUANTITY	DESCRIPTION	UNIT PRICE	TOTAL
9	11,280 LINEAR FOOT-INCH	SAWCUT ACP (2-02)	$ per LF-IN	$
10	855 LINEAR FOOT-INCH	SAWCUT PCC (2-02)	$ per LF-IN	$
11	100 CUBIC YARD	EMBANKMENT COMPACTION (2-03)	$ per CY	$
12	700 CUBIC YARD	ROADWAY EXCAVATION INCLUDING HAUL (2-03)	$ per CY	$
13	20 M GAL.	WATER (2-07)	$ per M GAL.	$
14	4,020 SQUARE FOOT	SHORING OR EXTRA EXCAVATION CLASS B (2-09)	$ per SF	$
15	530 TON	GRAVEL BASE INCLUDING HAUL (4-02)	$ per TON	$
16	730 TON	CRUSHED SURFACING TOP COURSE (4-04)	$ per TON	$

( ) SECTION REFERENCE May 24, 2016

ITEM NO.	QUANTITY	DESCRIPTION	UNIT PRICE	TOTAL
17	225 TON	HMA FOR PRELEVELING CLASS 1/2" PG 64-22 (5-04)	$ per TON	$
18	1,125 TON	HMA CLASS 1/2" PG 64-22 (5-04)	$ per TON	$
19	2,400 SQUARE YARD	PLANING BITUMINOUS PAVEMENT (5-04)	$ per SY	$
20	0 CALC	JOB MIX COMPLIANCE PRICE ADJUSTMENT (5-04)	$ 0.00 CALC	$ 0.00
21	0 CALC	COMPACTION PRICE ADJUSTMENT (5-04)	$ 0.00 CALC	$ 0.00
22	58 LINEAR FOOT	PEDESTRIAN RAILING (6-06)	$ per LF	$
23	17 LINEAR FOOT	CORRUGATED POLY STORM SEWER PIPE, 4 IN. DIAM. (7-04)	$ per LF	$
24	180 LINEAR FOOT	CORRUGATED POLY STORM SEWER PIPE, 8 IN. DIAM. (7-04)	$ per LF	$

( ) SECTION REFERENCE May 24, 2016

ITEM NO.	QUANTITY	DESCRIPTION	UNIT PRICE	TOTAL
25	200 LINEAR FOOT	CORRUGATED POLY STORM SEWER PIPE, 12 IN. DIAM. (7-04)	$ per LF	$
26	15 LINEAR FOOT	CORRUGATED POLY STORM SEWER PIPE, 18 IN. DIAM. (7-04)	$ per LF	$
27	50 LINEAR FOOT	CORRUGATED POLY STORM SEWER PIPE, 24 IN. DIAM. (7-04)	$ per LF	$
28	80 LINEAR FOOT	DUCTILE IRON STORM SEWER PIPE 8 IN. DIAM. (7-04)	$ per LF	$
29	220 LINEAR FOOT	DUCTILE IRON STORM SEWER PIPE 12 IN. DIAM. (7-04)	$ per LF	$
30	4 EACH	CONCRETE INLET (7-05)	$ per EA	$
31	11 EACH	CATCHBASIN TYPE 1 (7-05)	$ per EA	$
32	1 EACH	CATCHBASIN TYPE 2, 54 IN. DIAM. (7-05)	$ per EA	$

( ) SECTION REFERENCE May 24, 2016

ITEM NO.	QUANTITY	DESCRIPTION	UNIT PRICE	TOTAL
33	1 LUMP SUM	ADJUSTMENTS TO FINISHED GRADE (7-05)	$ per LS	$
34	75 CUBIC YARD	REMOVAL OF UNSUITABLE MATERIAL INCL. HAUL (7-08)	$ per CY	$
35	1 FORCE ACCOUNT	EROSION/WATER POLLUTION CONTROL (8-01)	$ 2,500.00 FA	$ 2,500.00
36	1 LUMP SUM	ESC LEAD (8-01)	$ per LS	$
37	410 LINEAR FOOT	SILT FENCE (8-01)	$ per LF	$
38	19 EACH	INLET PROTECTION (8-01)	$ per EA	$
39	1 LUMP SUM	SWPP PLAN PREPARATION (8-01)	$ per LS	$
40	690 SQUARE YARD	SEEDED LAWN INSTALLATION (8-02)	$ per SY	$

( ) SECTION REFERENCE May 24, 2016

ITEM NO.	QUANTITY	DESCRIPTION	UNIT PRICE	TOTAL
41	1 FORCE ACCOUNT	LANDSCAPE RESTORATION (8-02)	$ 3,000.00 FA	$ 3,000.00
42	1,990 LINEAR FOOT	CEMENT CONC. TRAFFIC CURB & GUTTER (8-04)	$ per LF	$
43	150 LINEAR FOOT	CEMENT CONC. PEDESTRIAN CURB (8-04)	$ per LF	$
44	85 SQUARE YARD	REINFORCED CEMENT CONC. DRIVEWAY ENTRANCE 8 IN. THICK (8-06)	$ per SY	$
45	315 SQUARE YARD	CEMENT CONC. DRIVEWAY ENTRANCE 8 IN. THICK (8-06)	$ per SY	$
46	850 SQUARE YARD	CEMENT CONC. SIDEWALK (8-14)	$ per SY	$
47	9 EACH	SIDEWALK RAMP TYPE PARALLEL A (8-14)	$ per EA	$
47A	1 EACH	SIDEWALK RAMP TYPE PARALLEL A (MODIFIED) (8-14)	$ per EA	$

( ) SECTION REFERENCE May 24, 2016

ITEM NO.	QUANTITY	DESCRIPTION	UNIT PRICE	TOTAL
48	1 EACH	SIDEWALK RAMP TYPE PARALLEL B (8-14)	$ per EA	$
49	1 EACH	SIDEWALK RAMP TYPE PERPENDICULAR (8-14)	$ per EA	$
50	1 LUMP SUM	RRFB SYSTEM (8-20)	$ per LS	$
51	2 EACH	MAILBOX SUPPORT TYPE 1 (8-18)	$ per EA	$
52	1 EACH	MAILBOX SUPPORT TYPE 2 (8-18)	$ per EA	$
53	1 LUMP SUM	PERMANENT SIGNING (8-21)	$ per LS	$
54	380 SQUARE FOOT	PLASTIC CROSSWALK LINE (8-22)	$ per SF	$
55	2,140 LINEAR FOOT	PAINT LINE (8-22)	$ per LF	$

( ) SECTION REFERENCE May 24, 2016

ITEM NO.	QUANTITY	DESCRIPTION	UNIT PRICE	TOTAL
56	4 EACH	PLASTIC TURN ARROW (8-22)	$ per EA	$
57	50 LINEAR FOOT	PLASTIC STOP LINE (8-22)	$ per LF	$
58	1 EACH	PLASTIC RAILROAD CROSSING SYMBOL (8-22)	$ per EA	$
59	1 HUNDRED	RAISED PAVEMENT MARKER TYPE 2YY (8-22)	$ per HUN	$
60	2 HUNDRED	RAISED PAVEMENT MARKER TYPE 1Y (8-22)	$ per HUN	$
61	1 HUNDRED	RAISED PAVEMENT MARKER TYPE 1W (8-22)	$ per HUN	$
62	10 EACH	POTHOLE EXISTING UNDERGROUND UTILITY (8-30)	$ per EA	$
63	1 FORCE ACCOUNT	REPAIR EXISTING PUBLIC & PRIVATE FACILITIES (8-31)	$ 20,000.00 FA	$ 20,000.00

SCHEDULE A SUBTOTAL: $ _____

( ) SECTION REFERENCE May 24, 2016

ITEM NO.	QUANTITY	DESCRIPTION	UNIT PRICE	TOTAL
64	1 LUMP SUM	MOBILIZATION (1-09.7)	$ per LS	$
65	140 HOUR	FLAGGERS AND SPOTTERS (1-10)	$ per HR	$
66	10 HOUR	OTHER TRAFFIC CONTROL LABOR (1-10)	$ per HR	$
67	1 FORCE ACCOUNT	ABANDONMENT OF ASBESTOS CEMENT WATER MAIN (2-02)	$ 5,000.00 FA	$ 5,000.00
68	10 CUBIC YARD	CONTROLLED DENSITY FILL (2-09)	$ per CY	$
69	795 TON	GRAVEL BASE INCLUDING HAUL (4-02)	$ per TON	$
70	40 TON	CRUSHED SURFACING TOP COURSE (4-04)	$ per TON	$
71	1 LUMP SUM	ADJUSTMENT TO FINISHED GRADE (7-05)	$ per LS	$

( ) SECTION REFERENCE May 24, 2016

ITEM NO.	QUANTITY	DESCRIPTION	UNIT PRICE	TOTAL
72	5 LINEAR FOOT	D.I. PIPE FOR WATER MAIN 4 IN. DIAM. (7-09)	$ per LF	$
73	45 LINEAR FOOT	D.I. PIPE FOR WATER MAIN 6 IN. DIAM. (7-09)	$ per LF	$
73A	100 LINEAR FOOT	D.I. PIPE FOR WATER MAIN 8 IN. DIAM. (7-09)	$ per LF	$
74	755 LINEAR FOOT	D.I. PIPE FOR WATER MAIN 12 IN. DIAM. (7-09)	$ per LF	$
75	1 EACH	CONNECTING TO EXISTING AC WATER MAIN 4 IN. DIAM. (7-09)	$ per EA	$
76	1 EACH	CONNECTING TO EXISTING AC WATER MAIN 6 IN. DIAM. (7-09)	$ per EA	$
76A	1 EACH	CONNECTING TO EXISTING WATER MAIN 8 IN. DIAM. (7-09)	$ per EA	$
77	1 EACH	CONNECTING TO EXISTING WATER MAIN 10 IN. DIAM. (7-09)	$ per EA	$

( ) SECTION REFERENCE May 24, 2016

ITEM NO.	QUANTITY	DESCRIPTION	UNIT PRICE	TOTAL
78	1 EACH	CONNECTING TO EXISTING WATER MAIN 12 IN. DIAM. (7-09)	$ per EA	$
79	1 EACH	CONNECTING TO EXISTING WATER MAIN 14 IN. DIAM. (7-09)	$ per EA	$
80	2 EACH	STOVEPIPE WATERMAIN, 12 IN. DIAM. (7-09)	$ per EA	$
81		THIS ITEM INTENTIONALLY LEFT BLANK		
81A	1 EACH	MOVING EXISTING VALVE (7-12)	$ per EA	$
82	1 EACH	GATE VALVE 6 IN. (7-12)	$ per EA	$
83	2 EACH	GATE VALVE 8 IN. (7-12)	$ per EA	$
84	4 EACH	GATE VALVE 12 IN. (7-12)	$ per EA	$

( ) SECTION REFERENCE May 24, 2016

ITEM NO.	QUANTITY	DESCRIPTION	UNIT PRICE	TOTAL
85	805 LINEAR FOOT	TESTING WATER MAIN (7-12)	$ per LF	$
86	2 EACH	HYDRANT ASSEMBLY (7-14)	$ per EA	$
87	8 EACH	SERVICE CONNECTION 3/4 IN. DIAM. (7-15)	$ per EA	$
88	2 EACH	SERVICE CONNECTION 2 IN. DIAM. (7-15)	$ per EA	$
88A	1 EACH	SERVICE CONNECTION 3 IN. DIAM. (7-15)	$ per EA	$
89	5 EACH	POTHOLE EXISTING UNDERGROUND UTILITY (8-30)	$ per EA	$
90	1 FORCE ACCOUNT	REPAIR EXISTING PUBLIC & PRIVATE FACILITIES (8-32)	$ 5,000.00 FA	$ 5,000.00

SCHEDULE B SUBTOTAL: $ _____

SALES TAX (8.7%): $ _____

SCHEDULE B TOTAL: $ _____

TOTAL (ALL SCHEDULES): $ _____

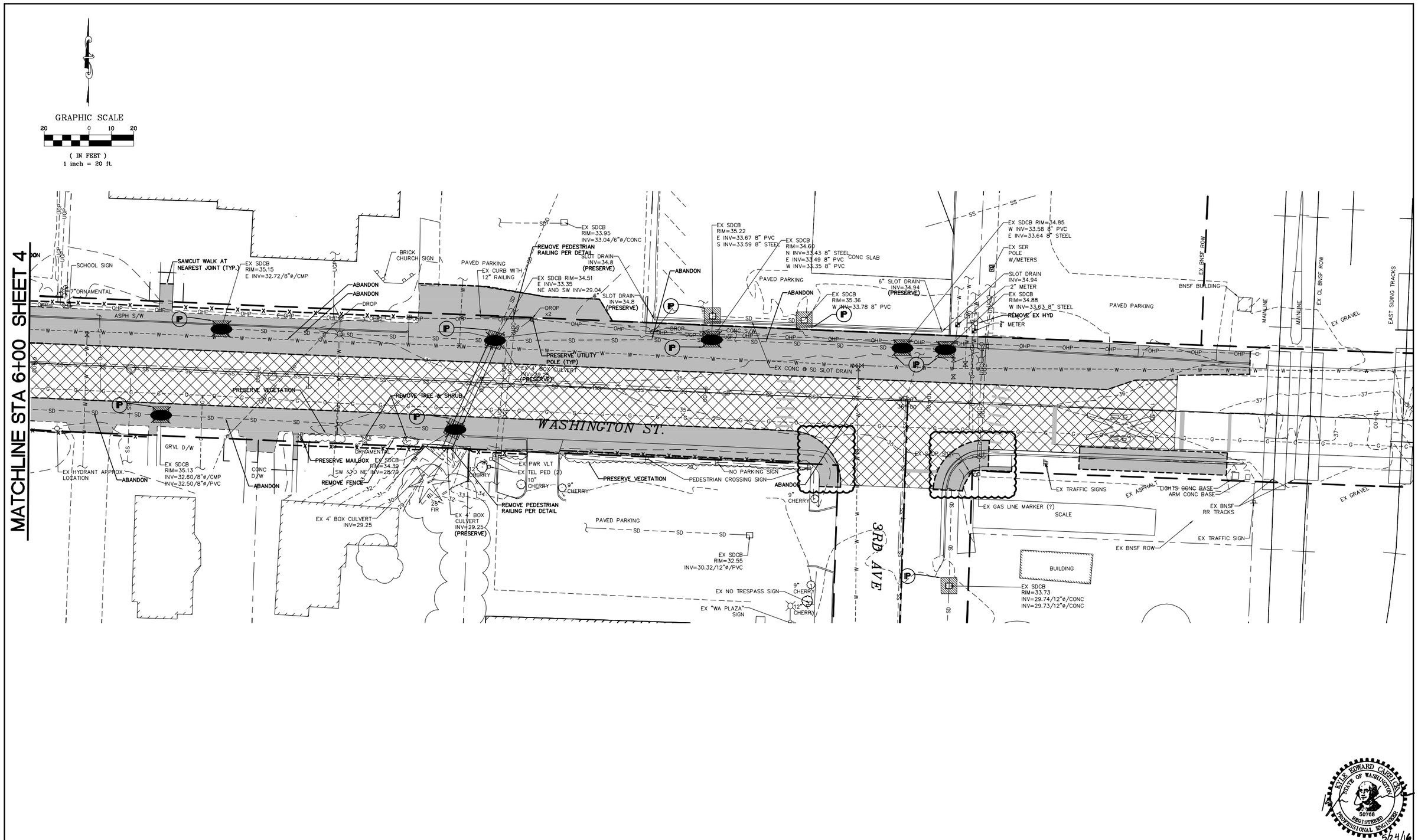

BID SET

DESIGNED BY KEC
DRAWN BY PJC
CHECKED BY KEC

Reichhardt & Ebe ENGINEERING INC
P.O. Box 978 | 423 Front Street, Lynden, WA 98264 (360) 354-3687
813 Metcalf Street, Sedro-Woolley, WA 98284 (360) 855-1713

NO.	DATE	DESCRIPTION	BY
2	5/24/16	ADDENDUM #2	KEC
1	5/20/16	ADDENDUM #1	KEC

CITY OF FERNDALE
2095 MAIN STREET
FERNDALE, WA 98248

WASHINGTON STREET
VISTA DR. TO THIRD AVENUE PROJECT
TESC AND DEMO PLAN STA 6+00 - 12+00

DWG 15036 PROBASE
DATE 5/10/2016
JOB# 15036
SCALE H: 1"=20' V: NA
SHEET 5 of 17

P:\Projects\15036\16. Civil 3D 2015\15036 TESC DEMO AND EX COND.dwg, TESC AND DEMO PLAN STA 6+00 - 12+00, 5/24/2016 8:40:45 AM

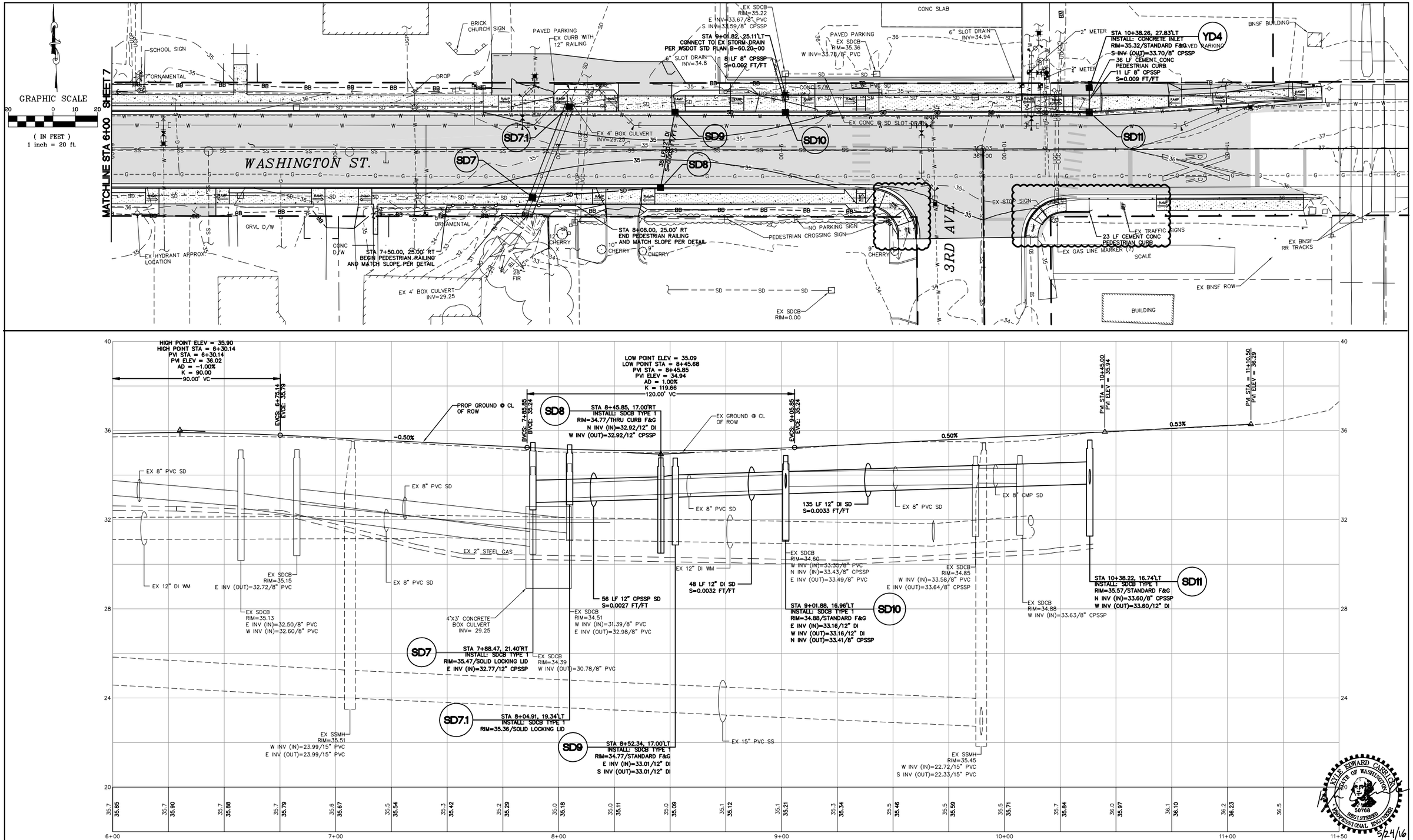

BID SET

DESIGNED BY	KEC
DRAWN BY	PJC
CHECKED BY	LP

R&E Reichhardt & Ebe ENGINEERING INC
P.O. Box 978 | 423 Front Street, Lynden, WA 98264 (360) 354-3687
813 Metcalf Street, Sedro-Woolley, WA 98284 (360) 855-1713

NO.	DATE	DESCRIPTION	BY
2	5/24/16	ADDENDUM #2	KEC
1	5/20/16	ADDENDUM #1	KEC

CITY OF FERNDALE
2095 MAIN STREET
FERNDALE, WA 98248

WASHINGTON STREET
VISTA DR. TO THIRD AVENUE PROJECT
STORM PLAN AND PROFILE STA 6+00 - 11+50

DWG 15036 PROBASE			DATE 5/10/2016
JOB# 15036	SCALE H: 1"=20'	V: 1"=2'	SHEET 8 of 17

P:\Projects\15036\16. Civil 3D 2015\15036 PROBASE.dwg, STORM PLAN AND PROFILE STA 6+00 - 11+50, 5/24/2016 8:41:25 AM

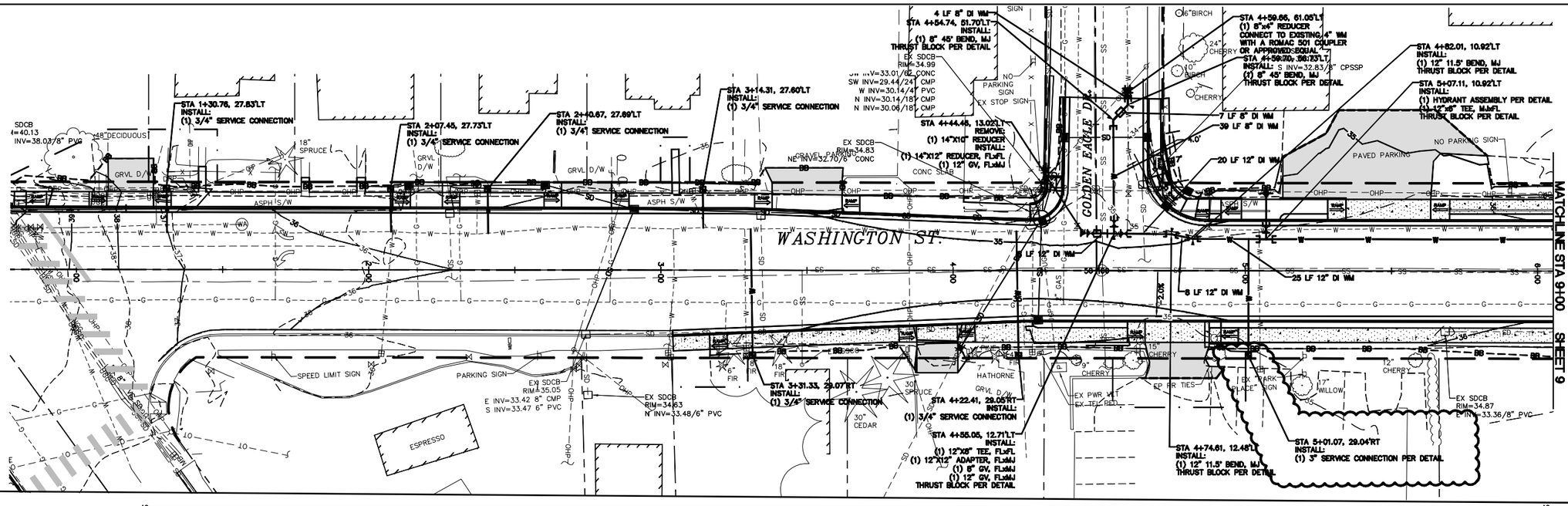

BID SET

DESIGNED BY	KEC
DRAWN BY	PJC
CHECKED BY	KEC

Reichhardt & Ebe ENGINEERING INC
P.O. Box 978 | 423 Front Street, Lynden, WA 98264 (360) 354-3687
813 Metcalf Street, Sedro-Woolley, WA 98284 (360) 855-1713

NO.	DATE	DESCRIPTION	BY
2	5/24/16	ADDENDUM #2	KEC
1	5/20/16	ADDENDUM #1	KEC

CITY OF FERNDALE
2095 MAIN STREET
FERNDALE, WA 98248

WASHINGTON STREET
VISTA DR. TO THIRD AVENUE PROJECT
WATER PLAN AND PROFILE STA 1+25 - 6+00

DWG 15036 PROBASE
DATE 5/10/2016
JOB# 15036
SCALE H: 1"=20' V: 1"=2'
SHEET 9 of 17

KYLE EDWARD CARRIGAN STATE OF WASHINGTON 50768 REGISTERED PROFESSIONAL ENGINEER 5/24/16

P:\Projects\15036116. Civil 3D 2015\PLAN SHEETS\15036 WATER PLAN AND PROFILE.dwg, WATER PLAN AND PROFILE STA 1+25 - 6+00, 5/24/2016 9:42:42 AM

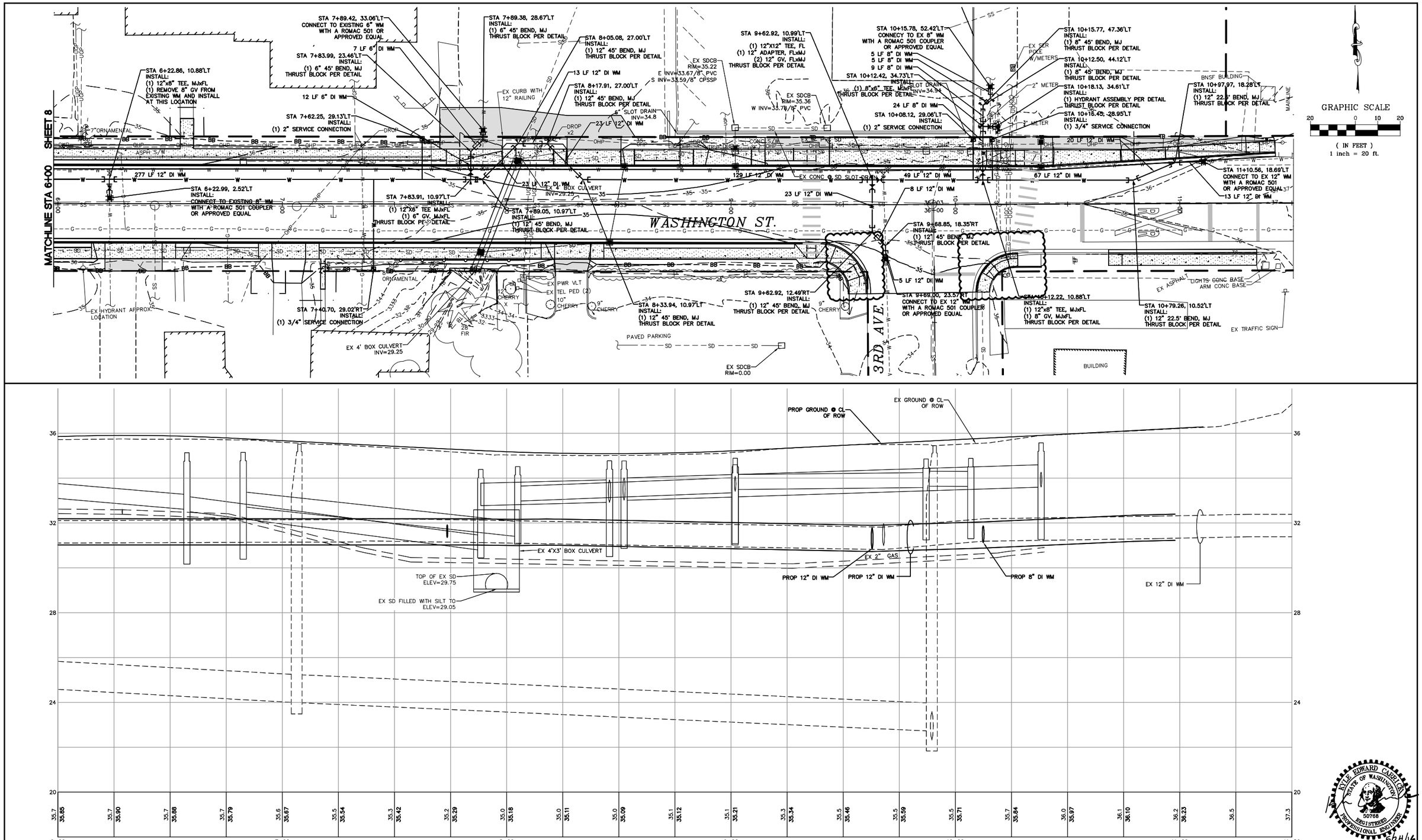

BID SET

DESIGNED BY	KEC
DRAWN BY	PJC
CHECKED BY	KEC

R&E Reichhardt & Ebe ENGINEERING INC
P.O. Box 978 | 423 Front Street, Lynden, WA 98264 (360) 354-3687
813 Metcalf Street, Sedro-Woolley, WA 98284 (360) 855-1713

NO.	DATE	DESCRIPTION	BY
2	5/24/16	ADDENDUM #2	KEC
1	5/20/16	ADDENDUM #1	KEC

CITY OF FERNDALE
2095 MAIN STREET
FERNDALE, WA 98248

WASHINGTON STREET
VISTA DR. TO THIRD AVENUE PROJECT
WATER PLAN AND PROFILE STA 6+00 - 11+50

DWG 15036 PROBASE
DATE 5/10/2016
JOB# 15036
SCALE H: 1"=20' V: 1"=2'
SHEET 10 of 17

P:\Projects\15036\16. Civil 3D 2015\PLAN SHEETS\15036 WATER PLAN AND PROFILE.dwg, WATER PLAN AND PROFILE STA 6+00 - 11+50, 5/24/2016 8:42:06 AM

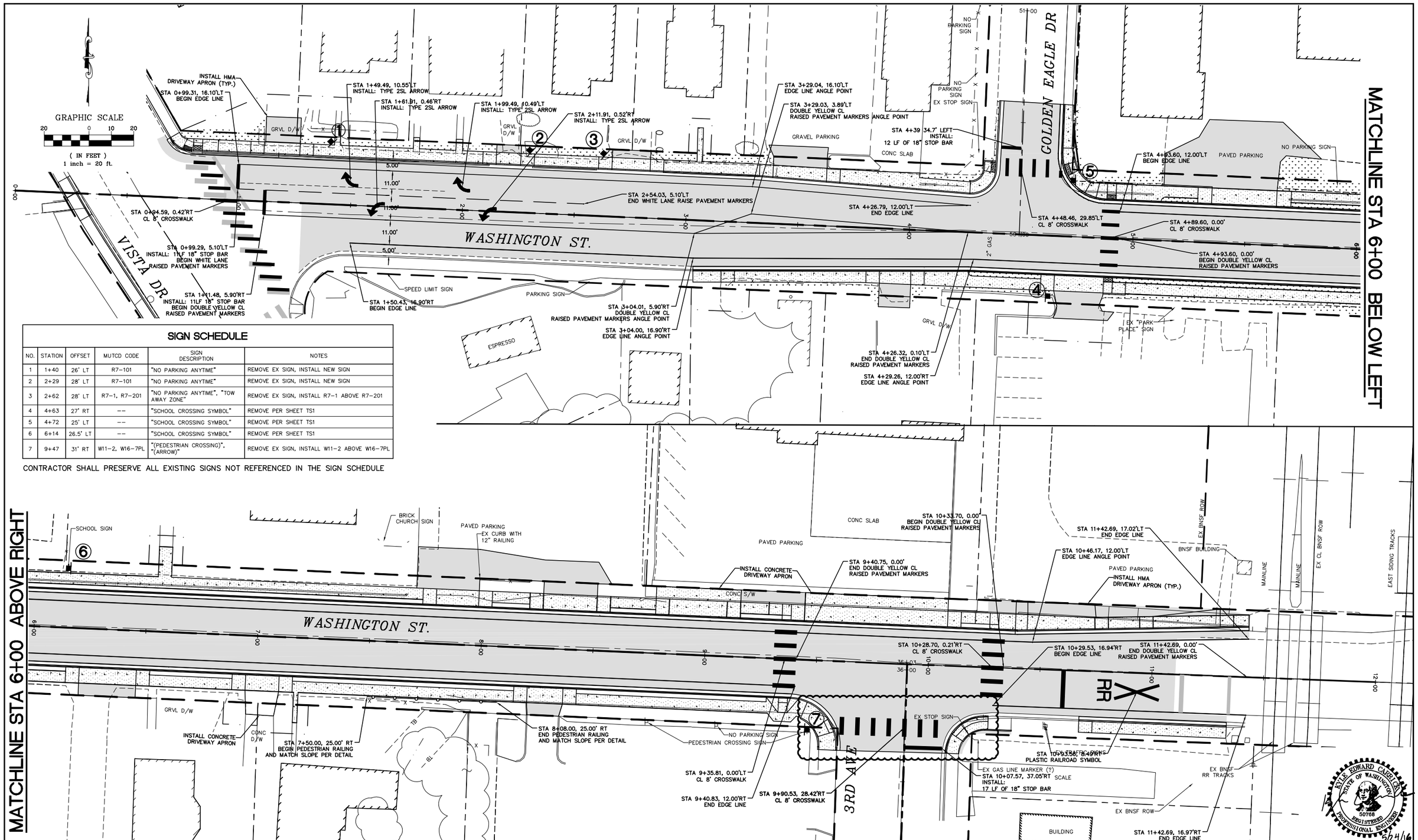

SIGN SCHEDULE

NO.	STATION	OFFSET	MUTCD CODE	SIGN DESCRIPTION	NOTES
1	1+40	26' LT	R7-101	"NO PARKING ANYTIME"	REMOVE EX SIGN, INSTALL NEW SIGN
2	2+29	28' LT	R7-101	"NO PARKING ANYTIME"	REMOVE EX SIGN, INSTALL NEW SIGN
3	2+62	28' LT	R7-1, R7-201	"NO PARKING ANYTIME", "TOW AWAY ZONE"	REMOVE EX SIGN, INSTALL R7-1 ABOVE R7-201
4	4+63	27' RT	--	"SCHOOL CROSSING SYMBOL"	REMOVE PER SHEET TS1
5	4+72	25' LT	--	"SCHOOL CROSSING SYMBOL"	REMOVE PER SHEET TS1
6	6+14	26.5' LT	--	"SCHOOL CROSSING SYMBOL"	REMOVE PER SHEET TS1
7	9+47	31' RT	W11-2, W16-7PL	"(PEDESTRIAN CROSSING)", "(ARROW)"	REMOVE EX SIGN, INSTALL W11-2 ABOVE W16-7PL

CONTRACTOR SHALL PRESERVE ALL EXISTING SIGNS NOT REFERENCED IN THE SIGN SCHEDULE

BID SET

DESIGNED BY KEC
DRAWN BY PJC
CHECKED BY LP

R&E Reichhardt & Ebe ENGINEERING INC
P.O. Box 978 | 423 Front Street, Lynden, WA 98264 (360) 354-3687
813 Metcalf Street, Sedro-Woolley, WA 98284 (360) 855-1713

NO.	DATE	DESCRIPTION	BY
2	5/24/16	ADDENDUM #2	KEC

CITY OF FERNDALE
2095 MAIN STREET
FERNDALE, WA 98248

WASHINGTON STREET
VISTA DR. TO THIRD AVENUE PROJECT
CHANNELIZATION AND PAVING PLAN

DWG 15036 PROBASE
JOB# 15036
SCALE H: 1"=20' V: NA
DATE 5/10/2016
SHEET 12 of 17

P:\Projects\15036\16. Civil 3D 2015\15036 CHANNELIZATION.dwg, 12 CHANNELIZATION AND PAVING PLAN, 5/24/2016 8:42:18 AM

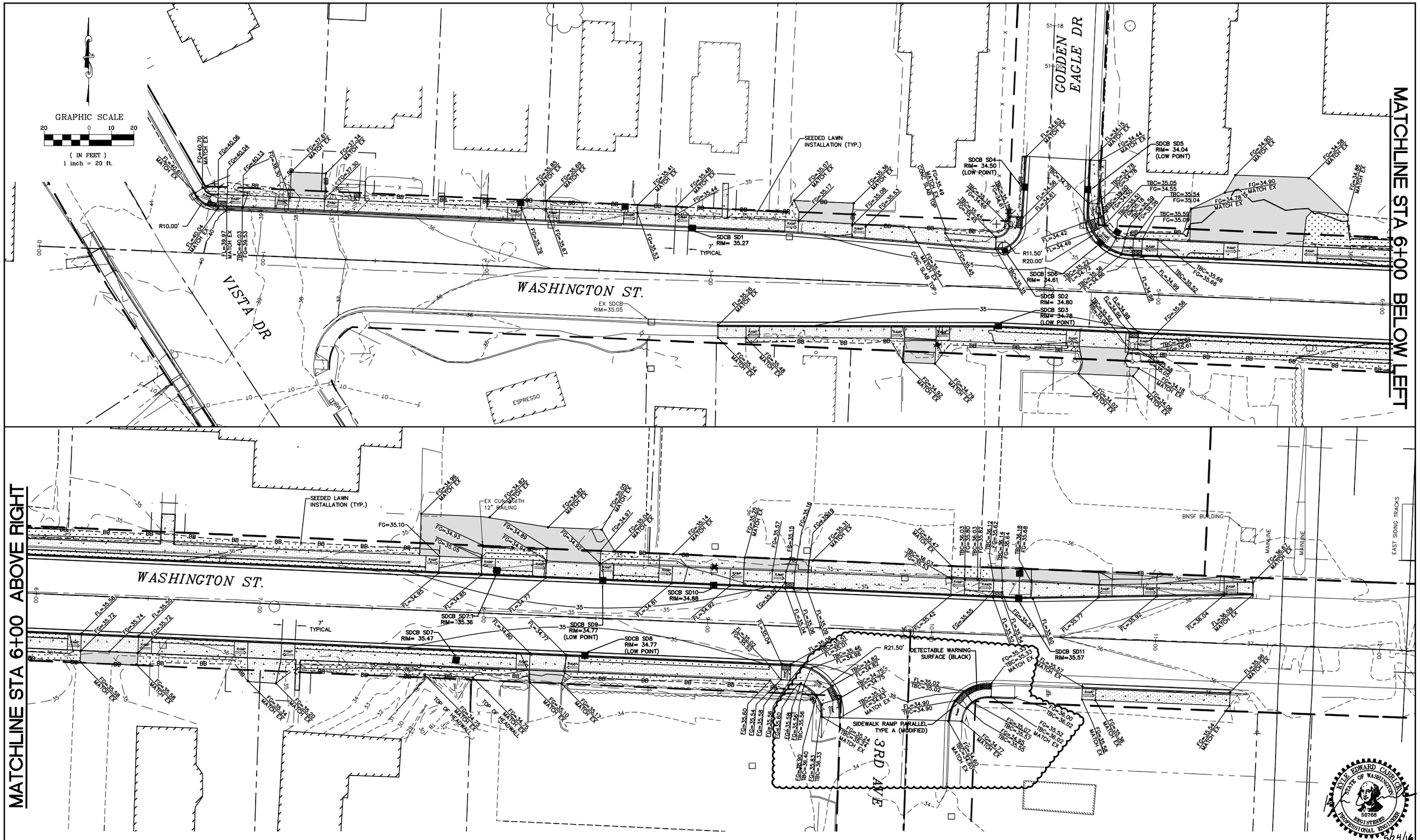

BID SET

DESIGNED BY	KEC
DRAWN BY	PJC
CHECKED BY	LP

R&E Reichhardt & Ebe ENGINEERING INC
P.O. Box 978 | 423 Front Street, Lynden, WA 98264 (360) 354-3687
813 Metcalf Street, Sedro-Woolley, WA 98284 (360) 855-1713

NO.	DATE	DESCRIPTION	BY
2	5/24/16	ADDENDUM #2	KEC
1	5/20/16	ADDENDUM #1	KEC

CITY OF FERNDALE
2095 MAIN STREET
FERNDALE, WA 98248

WASHINGTON STREET
VISTA DR. TO THIRD AVENUE PROJECT
GRADING PLAN

DWG	15036 PROBASE
DATE	5/10/2016
JOB#	15036
SCALE	H: 1"=20' V: NA
SHEET	13 of 17

P:\Projects\15036\16. Civil 3D 2015\15036 GRADING PLAN.dwg, 13 GRADING PLAN, 5/24/2016 8:43:06 AM

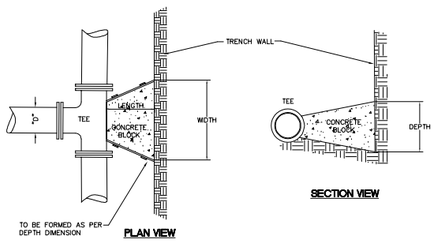

"D"	WIDTH	DEPTH	LENGTH	VOL.
6"	1'-6"	1'-6"	12"	3.0
8"	2'-0"	2'-0"	12"	4.5
10"	2'-6"	2'-6"	12"	7.0
12"	3'-0"	3'-0"	18"	14.0

VOL. = Approx. Volume of Blocking Material Required in cu. ft.

SOIL BEARING CAPACITY 1500 PSF MINIMUM
100 P.S.I. OPERATING PRESSURE

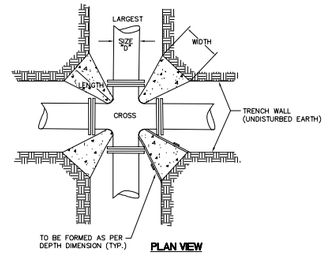

"D"	WIDTH	DEPTH	LENGTH	VOL.	X4 blocks/joint
6"	1'-0"	1'-0"	12"	0.63	2.50 cu ft
8"	1'-3"	1'-3"	12"	1.00	4.01 cu ft
10"	1'-6"	1'-6"	12"	1.63	6.50 cu ft
12"	1'-9"	1'-9"	18"	3.05	12.19 cu ft

VOL. = Approx. Volume of Blocking Material Required in cu. ft.

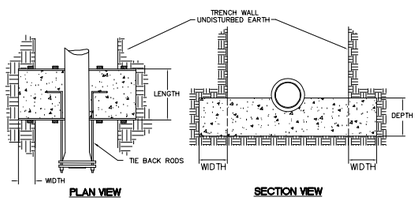

"D"	WIDTH	DEPTH	LENGTH	*VOL.	# OF RODS	ROD DIA.
6"	1'-6"	1'-6"	12"	7.5	2	1/2"
8"	2'-0"	2'-0"	18"	20.0	2	5/8"
10"	2'-6"	2'-6"	24"	37.5	2	3/4"
12"	2'-9"	2'-9"	24"	44.0	4	3/4"

*VOL. = Approx. Volume of Blocking Material Required in cu. ft.
RODS: A36 STEEL MINIMUM

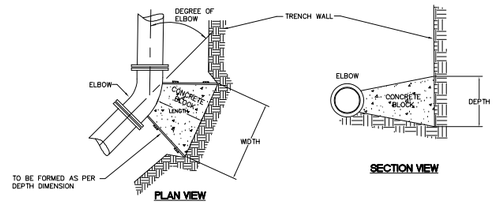

SIZE	LENGTH	11 1/4°			22 1/2°			45°			90°		
		WIDTH	DEPTH	VOL.	WIDTH	DEPTH	VOL.	WIDTH	DEPTH	VOL.	WIDTH	DEPTH	VOL.
6"	12"	1'-0"	1'-0"	0.63	1'-0"	1'-0"	0.63	1'-6"	1'-6"	1.25	2'-3"	1'-6"	1.88
8"	12"	1'-3"	1'-3"	1.00	1'-3"	1'-3"	1.00	1'-9"	1'-9"	1.75	3'-0"	2'-0"	3.33
10"	12"	1'-9"	1'-6"	1.22	1'-9"	1'-6"	1.22	2'-3"	2'-3"	2.88	3'-6"	2'-6"	4.861
12"	18"	2'-0"	1'-9"	3.48	2'-0"	1'-9"	3.48	2'-9"	2'-6"	5.98	4'-0"	3'-0"	10.00

VOL. = Approx. Volume of Blocking Material Required in cu. ft.

THRUST BLOCKING

NTS

NOTES

(1.) For close coupled hydrants use all flange type connections.
(2.) If hydrant rises through concrete use expansion strip around hydrant barrel.
(3.) Hydrants to be Iowa or M & H 929T.
(4.) Tie-rods may be replaced with megalugs (from EBAA Iron or equal) on fittings and Field Lok gaskets (from US Pipe or equal) plus thrust block due to unsuitable soils.
(5.) Rock shall be 1 1/2" washed rock with filter fabric over top to prevent migration of fines.

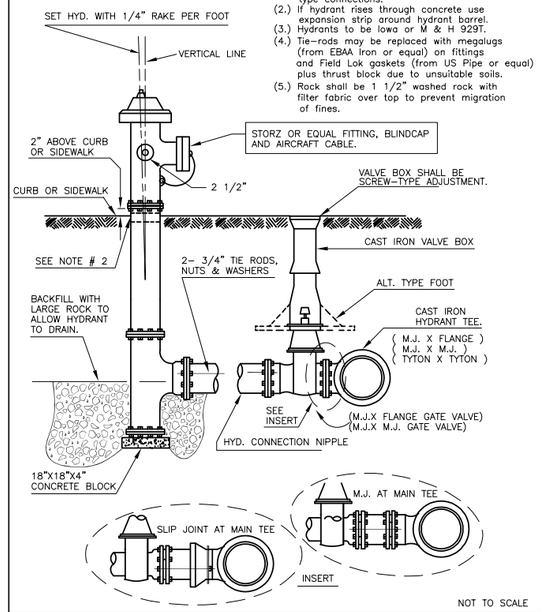

NOT TO SCALE

APPROVED		
Public Works Director	Date	CITY OF FERNDALE FIRE HYDRANT ASSEMBLY

DRAWING W-1

JULY 2001

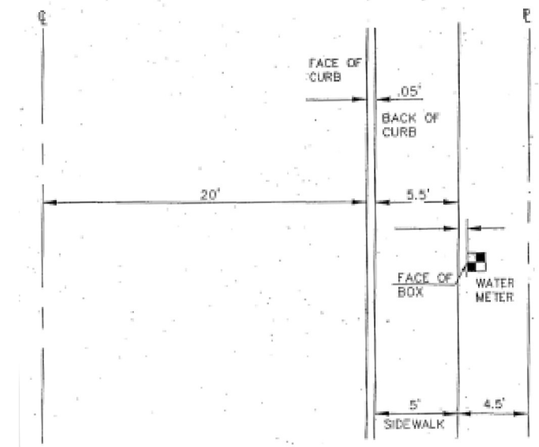

WATERMETER LOCATION DETAIL

NTS

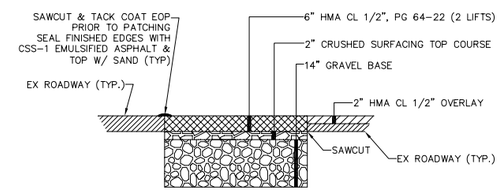

PAVEMENT REMOVAL AND RECONSTRUCTION SECTION

NTS

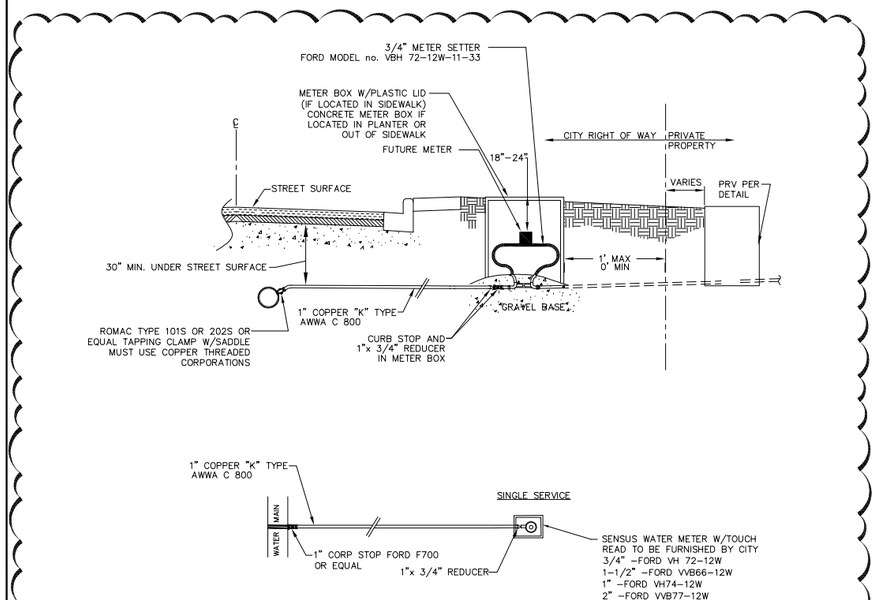

WATER SERVICE CONNECTION DETAIL

NTS

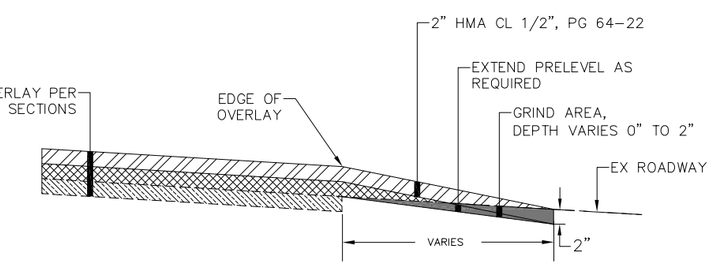

NOVEMBER 30, 2015

APPROVED		
Public Works Director	Date	ROADWAY GRIND AND MATCH DETAIL STANDARD DETAIL R-3 NOT TO SCALE

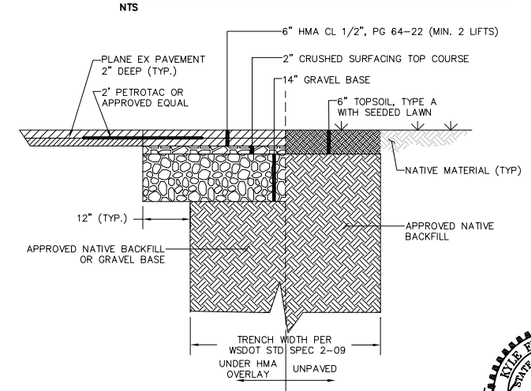

UTILITY TRENCH DETAIL

NTS

KYLE EDWARD CARRIER
STATE OF WASHINGTON
50768
REGISTERED PROFESSIONAL ENGINEER
5/24/16

BID SET	DESIGNED BY KEC DRAWN BY PJC CHECKED BY LP	R&E Reichhardt & Ebe ENGINEERING INC P.O. Box 978 | 423 Front Street, Lynden, WA 98264 (360) 354-3687 813 Metcalf Street, Sedro-Woolley, WA 98284 (360) 855-1713	2 | 5-24-16 | ADDENDUM-2 WATER SERVICE DETAIL | LP NO. | DATE | DESCRIPTION | BY	CITY OF FERNDALE 2095 MAIN STREET FERNDALE, WA 98248	WASHINGTON STREET VISTA DR. TO THIRD AVENUE PROJECT DETAILS	DWG 15036 PROBASE JOB# 15036 | SCALE H: NA V: NA	DATE 5/10/2016 SHEET 15 of 17

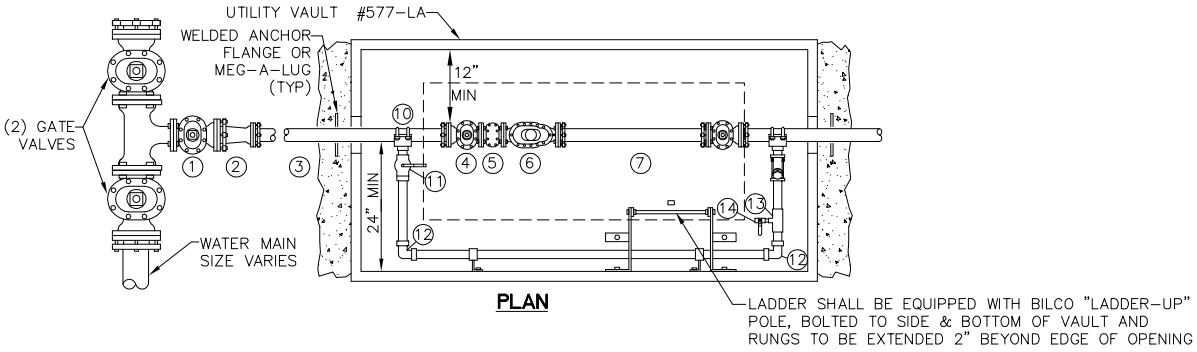

PLAN

1. (1) 4" GATE VALVE (FL)
2. (1) 4"x3" REDUCER (FJxRJ) (ONLY W/ 3" METER)
3. 3" OR 4" D.I. PIPE, LENGTH AS REQUIRED
4. (2) 3" OR 4" GATE VALVES (FLxRJ), WHEEL OPERATED
5. (1) 3" OR 4" BRONZE BASKET STRAINER (FL)
6. (1) 3" OR 4" SENSUS TOUCH READ METER (FL) WITH TEST NIPPLE & VALVE
7. (1) 3" OR 4" UNI-FLANGE SPOOL, LENGTH AS REQ'D
8. (2) ADJUSTABLE PIPE SUPPORTS
9. 2-1/2" NST (FIRE HOSE) METER TEST CONNECTION:
   - (1) BRASS NIPPLE (LENGTH AND SIZE AS NEEDED)
   - (1) BRASS GATE VALVE (SIZED AS NEEDED)
   - (1) IPTx2 1/2" NST ADAPTER (SIZE AS NEEDED)
   - (1) 2 1/2" NST CAP

2" BY-PASS ASSEMBLY:

10. (2) 2" SADDLES W/ STAINLESS STL DOUBLE STRAPS
11. (2) 2" BALL VALVE (IP)
12. (2) 2" 90° BENDS (IP)
13. (1) 2" X 3/4" TEE (IP)
14. (1) 3/4" BALL VALVE (IP)
    2" PIPE (LENGTH AS NEEDED)
    SECURE PIPE TO VAULT WALL
    ALL 2" PIPE & FITTINGS SHALL BE BRASS.

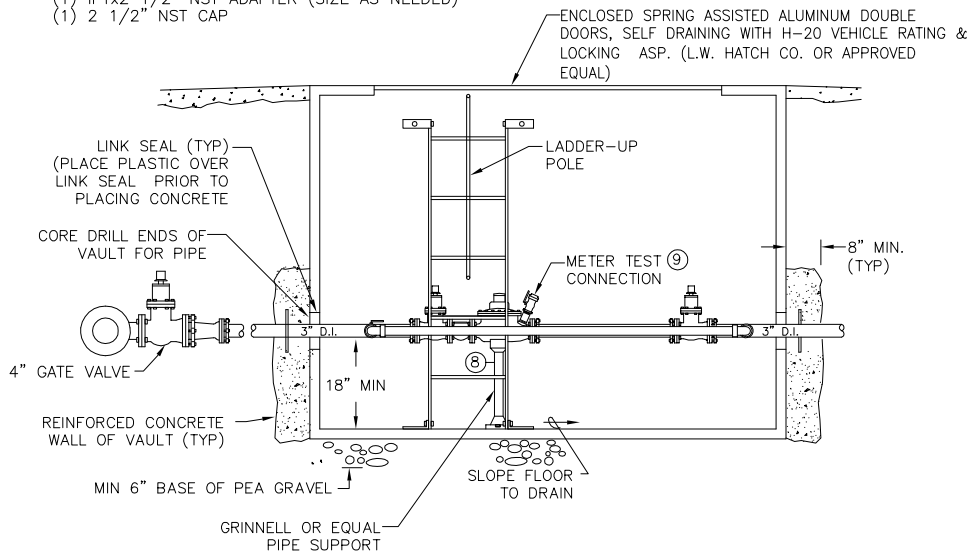

SECTION

METER SUPPLIED BY CITY OF FERNDALE

CITY OF FERNDALE
3" METER INSTALLATION

NTS

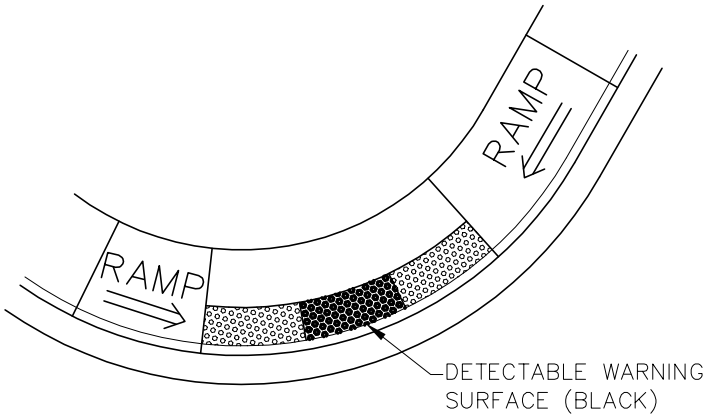

SIDEWALK RAMP TYPE PARALLEL A (MODIFIED)

NTS